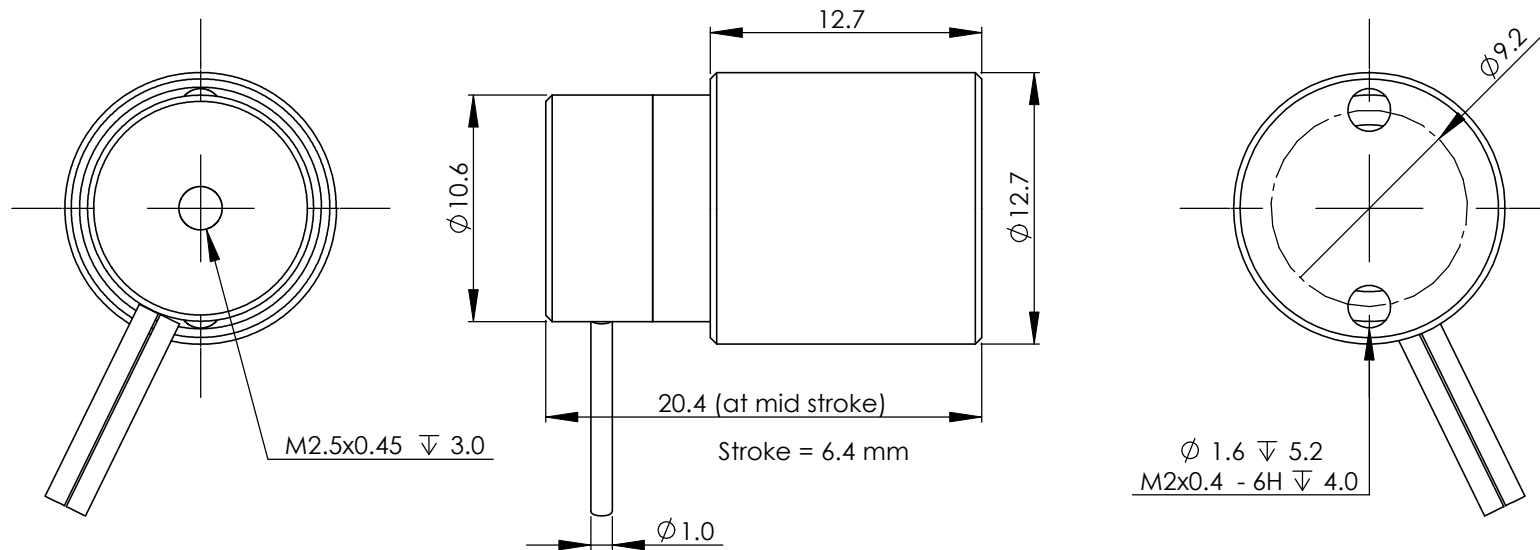
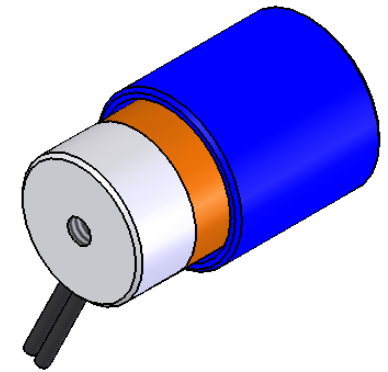
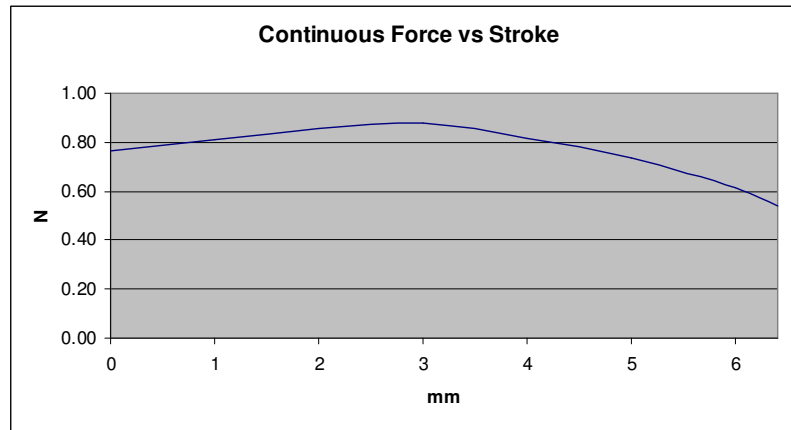


AVM12-6.4

Stroke	mm	6.4
Continuous force	N	0.88
Peak force	N	3.53
Continuous current	A	1.6
Peak current	A	6.2
Voltage at Peak force	V	7.75
Force sensitivity	N/A	0.57
Back EMF	V/m/s	0.57
Resistance	Ohms	1.25
Inductance	mH	0.19
Actuator constant	N/SqRt(W)	0.51
Max Allowable Coil Temp	Deg C	155
Clearance of coil	mm	0.35
Coil assembly mass	g	3.0
Core assembly mass	g	8.1



Cables (Flying leads)
 1: Motor +
 2: Motor -

REMOVE ALL SHARP EDGES UNLESS OTHERWISE SPECIFIED, ALL DIMENSIONS IN mm GENERAL TOLERANCE X ± 0.25mm X.X ± 0.1mm X.XX ± 0.05mm 3rd ANGLE PROJECTION	Design		Akribis Systems Pte Ltd ©2004. All rights reserved.	Model:	Rev:	
	Date	22/10/2009		Title :		
	Material		Quantity			
	Finish					
	Hardness					
	Quantity					